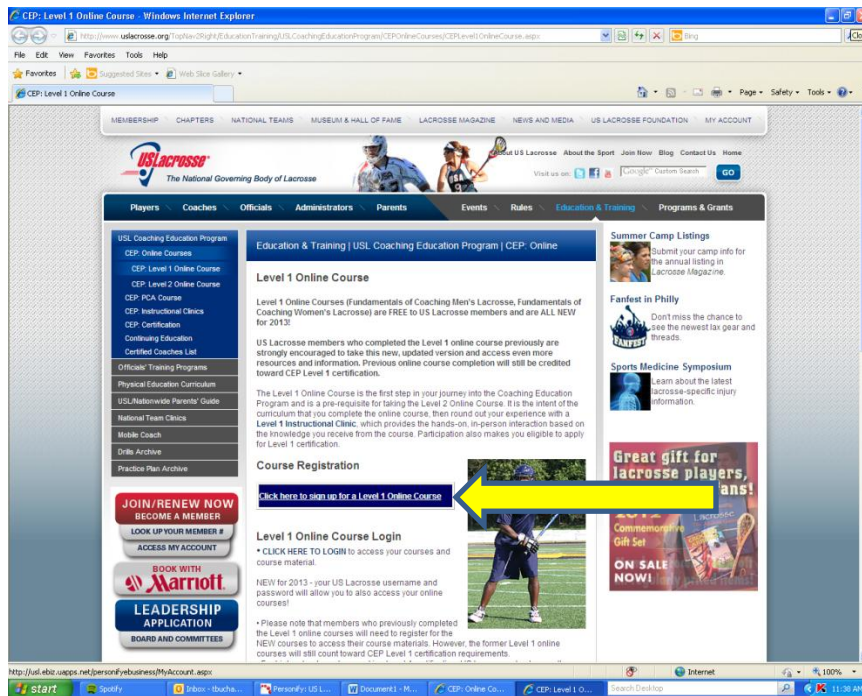
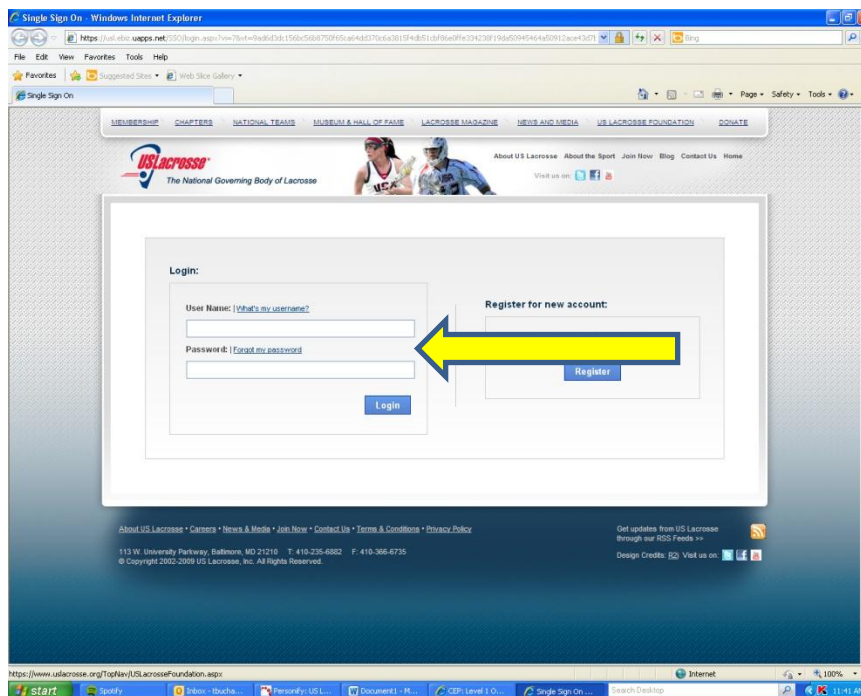


## Registering for a Level 1 US Lacrosse On-Line Course

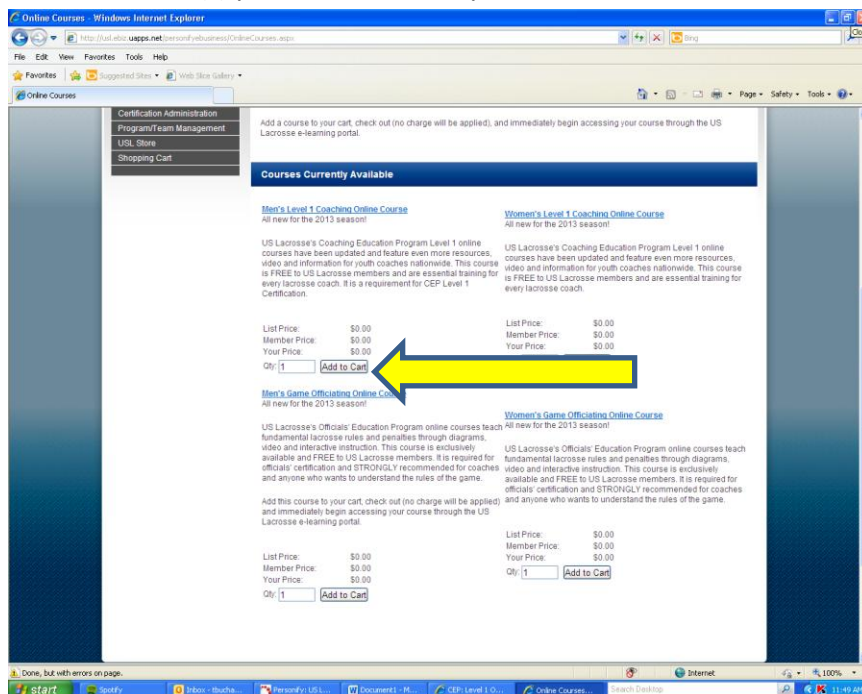
1. Click on the link for course registration



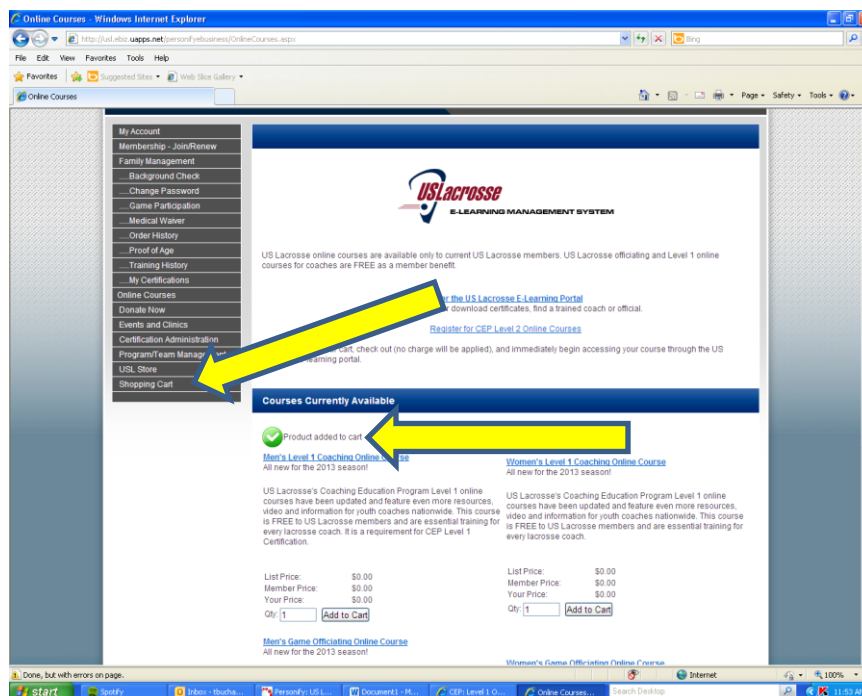
2. Enter your US Lacrosse "Single Sign On" (SSO) username and password.



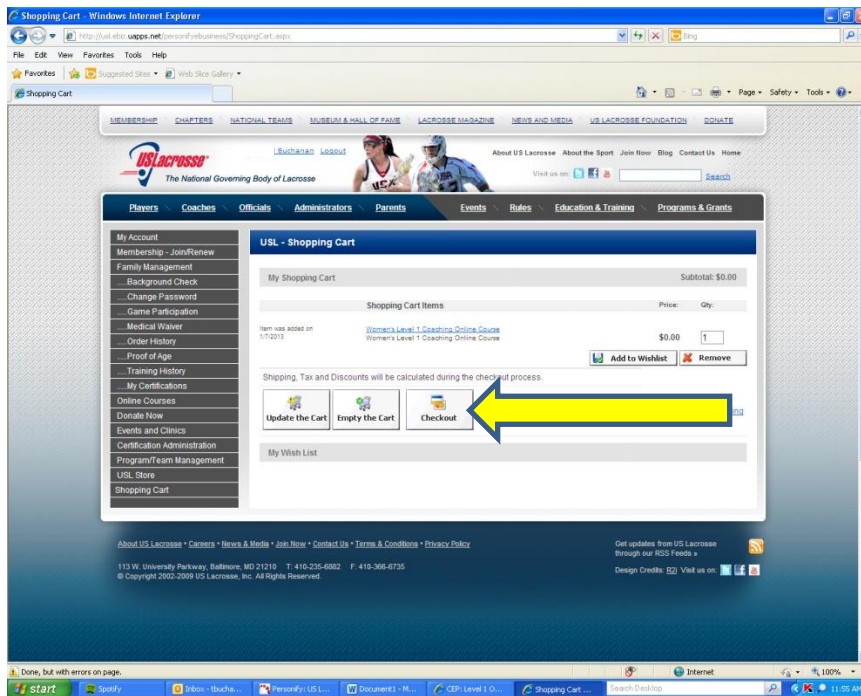
### 3. Add the Course(s) you wish to take to your Cart



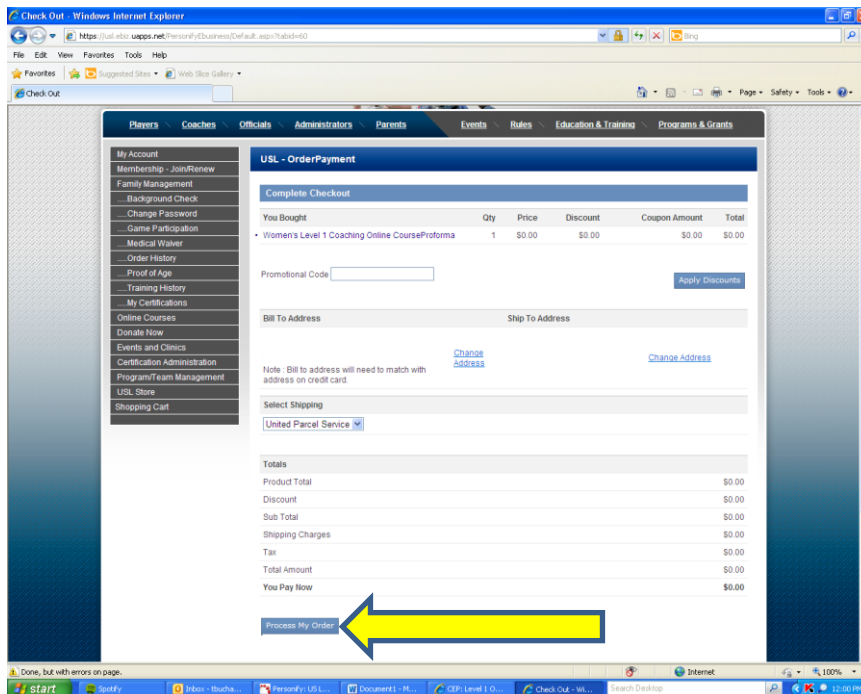
### 4. Look for the confirmation that the course was added to your Cart, then click on 'Shopping Cart'



5. Finish Checking Out by clicking on the 'Checkout' button



6. Complete the Check Out process by clicking 'Process my Order'



7. After a brief wait, while your transaction is processed you will see the following screen. You may print a receipt, continue shopping, view your shopping history, or navigate away. An email confirmation of your purchase will arrive shortly after your purchase.

The screenshot shows a Windows Internet Explorer browser window displaying the US Lacrosse website's Order Summary page. The URL in the address bar is <http://usl.usps.net/Person/EBusiness/Default.aspx?tabid=119&ORDERID=PEER=1003302958>. The page features the US Lacrosse logo and navigation tabs for Membership, Coaches, Officials, Administrators, Parents, Events, Rules, Education & Training, and Programs & Grants. A left sidebar lists account management options like My Account, Membership, Family Management, and more. The main content area is titled 'USL - OrderSummary' and displays 'Order Number: 1003302958'. It lists the purchase of 'Women's Level 1 Coaching Online Course' with a quantity of 1. A detailed breakdown of costs is provided, showing a Grand Total of \$0.00. At the bottom of the summary, there are links for 'Print', 'Continue Shopping', and 'Go To My Orders'. The footer contains contact information for US Lacrosse, including their address in Baltimore, MD, and copyright notice for 2002-2009.

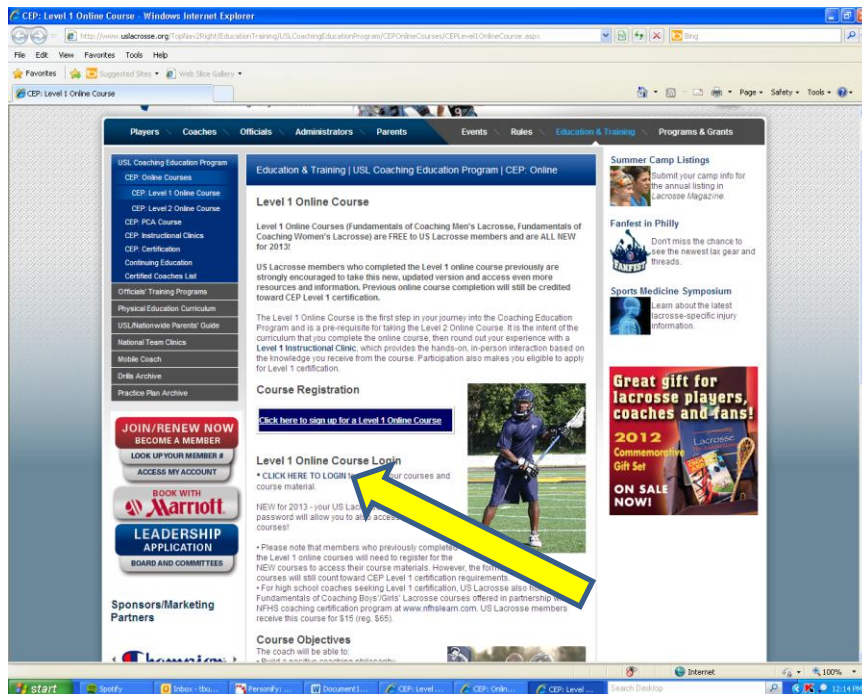
Order Number: 1003302958	
WL1CEPOC	Women's Level 1 Coaching Online Course
Quantity: 1	Line Sub Total: \$0.00
Ship Via	Adjustment: \$0.00
Coupon Code:	Ship Amount: \$0.00
Shipping Address:	Coupon Amount: \$0.00
Order Date: 1/7/2013	Discount Applied: \$0.00
LineStatus: Proforma	Line Tax: \$0.00
FulfillStatus: Active	Line Total: \$0.00
	Amount Paid: \$0.00
	Balance Due: \$0.00
<b>Payment Information</b>	
Receipt Amount:	Shipping & Handling: \$0.00
Billing Address:	Discounts: \$0.00
	Estimated Tax: \$0.00
	Grand Total: \$0.00
	Amount Paid: \$0.00
	Balance Due: \$0.00

[Print](#) [Continue Shopping](#) [Go To My Orders](#)

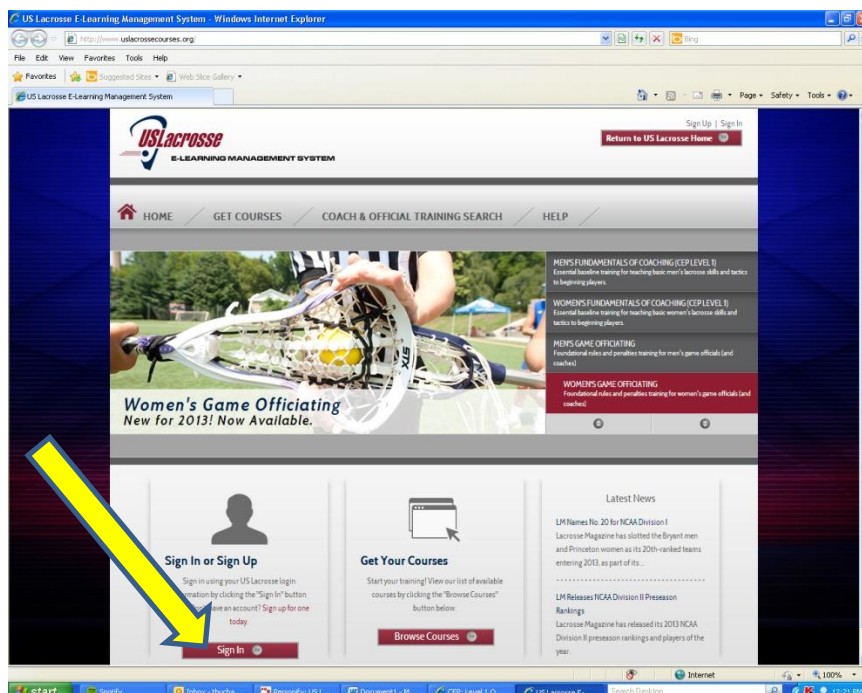


## Accessing Your Course – [www.uslacrossecourses.org](http://www.uslacrossecourses.org)


1. Return to the screen where you began the purchase of the course and click on the link to login or enter the address [www.uslacrossecourses.org](http://www.uslacrossecourses.org)



2. Sign into the course by clicking on the 'Sign In' button. If you have not closed your web browser since purchasing your course, you will be automatically logged in once you click the 'Sign In' button. Otherwise you will need to enter your US Lacrosse SSO username and password when prompted.



3. At the top of the screen, click on 'Your Courses'



4. A new screen will open containing all the courses you have purchased. Simply click on the 'Begin' button to choose a course to begin.

